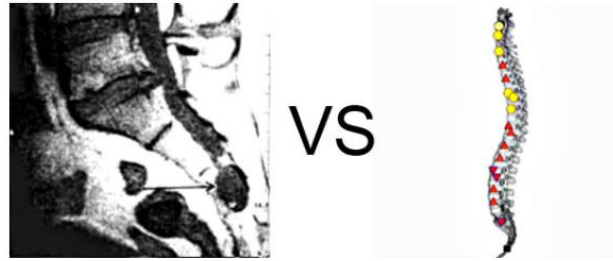
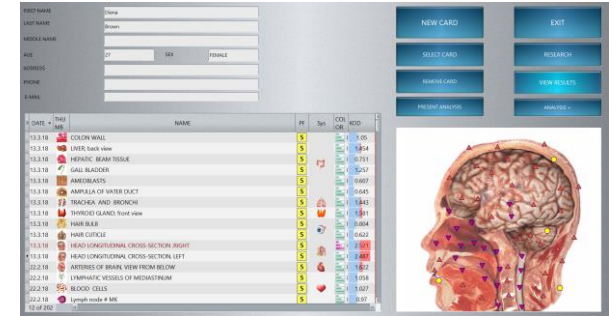




PATIENT A., AGED 58: HEPATOBLASTOMA NECK LOCALIZATION

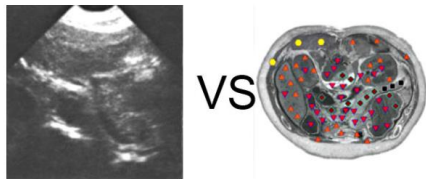


THE MOST ACCURATE DIAGNOSTIC MODALITY IN THE WORLD!

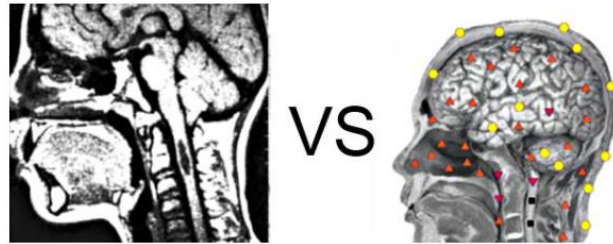


One of the most affordable systems on the market but it is also one of the most accurate diagnostic systems in the world. Without the radiation of other modalities and its non-invasive method, Oberon leads the world in preventative and diagnostic health.

PATIENT S., 84 YEARS OLD: ATROPHY OF THE TAIL OF THE PANCREAS




PATIENT I., AGED 49: PER NEURAL ARACHNOID CYST

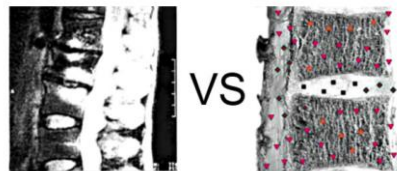


Above is an example of an ultrasound diagnosis vs. Oberon diagnosis.

PATIENT V., AGED 37: LYMPHOMA OF THE HYPOTHALAMUS



E. THE PATIENT, 54 YEARS OLD. OSTEOCHONDRITIS OF THE LUMBAR SPINE



Data on the competitiveness of products diagnostic equipment

The accuracy of early diagnosis * (%)

group of diseases	"OBERON"	Ultrasound Scanner «Aloka SSD-5000/5500»	CT «ItalRay Clinomat»	MRI «Picker-Philips»
Gastroenterology	75-85%	24-28%	19-23%	30-34%
Pulmonary	65-75%	9-14%	10-13%	23-31%
Gynecological	70-85%	16-18%	14-16%	21-25%
Endocrinological	55-65%	7-9%	11-14%	13-16%
Oncological	20-40%	6-8%	12-16%	18-23%

OBERON BIOFEEDBACK IS NOT ONLY AFFORDABLE AND ACCURATE BUT OUR SYSTEMS COME WITH THE BEST SUPPORT, TRAINING AND SOFTWARE UPDATES!

Auto-Analysis Feature

Auto-Analysis means that the software has the ability to create automatic reports analyzing the scanned organs on its own without technician operation! This saves time and effort for the users in busy clinics and practices!

CHECK ED	SCI_NAME	GRP_NAME	GRP_PICTU	PGROUP_NAME	PGROUP_PICTU	NOTE	PREPARAT	ORGAN	PREPARAT_THUMB	DESCRIPTION	D
SCI_NAME : A) SIMILAR PROCESSES											
GRP_NAME : 02 DIGESTIVE SYSTEM											
PGROUP_NAME : C # PATHOLOGY											
							CATARRHAL GASTRITIS	TRANSITION OF			0.1902
	A) SIMILAR PROCESSES	02 DIGESTIVE SYSTEM	C # PATHOLOGY				TRACHEITIS	GULLET CUT			0.2189
							TONSILLITIS # I				0.2818
PGROUP_NAME : E # MICROORGANISMS AND HELMINTHS											
GRP_NAME : 03 RESPIRATORY SYSTEM											
PGROUP_NAME : C # PATHOLOGY											
	A) SIMILAR PROCESSES	03		C #			RESPIRATORY	PARANASAL			0.0942
PGROUP_NAME : E # MICROORGANISMS AND HELMINTHS											
							ADENOVIRUS	LARYNX			0.0181
	A) SIMILAR PROCESSES	03 RESPIRATORY SYSTEM	E # MICROORGANISMS AND HELMINTHS				RHINOVIRUSES	PARANASAL			0.0811
							STREPTOCOCCUS MITIS	LARYNX			0.1863
							STREPTOCOCCUS	PARANASAL			0.2791
GRP_NAME : 04 UROGENITAL SYSTEM											
PGROUP_NAME : C # PATHOLOGY											
							ADNEXITIS	OVUM			0.1091
	A) SIMILAR PROCESSES	04 UROGENITAL SYSTEM	C # PATHOLOGY				CYSTITIS	URINARY			0.1811
							SALPINGITIS	OVARY; right			0.2117
							OPHORITIS				0.2388
PGROUP_NAME : E # MICROORGANISMS AND HELMINTHS											
	A) SIMILAR PROCESSES	04		E #			MYCOPLASMA HOMINIS	URINARY			0.2473
GRP_NAME : 05 BLOOD AND LYMPH											
PGROUP_NAME : E # MICROORGANISMS AND HELMINTHS											
	A) SIMILAR PROCESSES	05 BLOOD	E #				STREPTOCOCCUS	LYMPHATIC			0.0527

OBERON OFFERS THE FOLLOWING SERVICES AND MORE...

- Full body analysis
- 4 Therapy options
- Automatic Diagnosis
- Remedy preparation
- Evaluation of over 10,000 topics
- Health monitoring and comparisons
- Report building and saving



CUSTOM SERVICE

Customer service is free and provided in a timely manner. You will never have to wait more than 24 hours to receive support from our team.



FREE SOFTWARE UPDATES

Here at Oberon Biofeedback we are always improving our software and making it user friendly. These updates are yours free of charge!



ONLINE TRAINING

Our training is free, comes with unlimited training sessions online and the absolute best to insure that you are an expert in our software!

Therapy Options

Oberon offers not 1, not 2, but 4 therapies!

